



# Graduate Employment Report


2009-2010



PROGRAM NAME	School	Program Code	Duration (Semesters)	Total Grads	Responded to Survey	Available for Employment	Total Employed	Total Employed Percentage	Total Employed Related	Low-High Annual Salary	Average Annual Salary (Entry Level)	No. of Salaries Reported	Employed with More Than 1 Job	Total Employed Unrelated	Employed but Still Looking	Accepted a Job at a Later Date	Still Seeking Employment	Not Seeking Employment	Further Education	Unknown	
Advanced Care Paramedic	PPSI	3005XWO	3	12	7	7	7	100	7	64-83	70936	6	1							5	
Advertising	MD	1456XWO	6	34	24	22	16	73	12	28-52	36466	10	4	4	6		5		4	10	
Animation (Digital Option)	MD	1288DWO	6	9	7	5	4	80	1			***		3	2		1		3	2	
Animation (Traditional Option)	MD	1288TWO	6	17	12	11	11	100	8	21-38	28382	7	3	3	1			1		5	
Applied Museum Studies	HC	0446CWO	6	36	31	31	22	71	13	24-52	35206	8	5	9	4		9		4	5	
Architectural Technician	AT	0188XWO	4	31	22	17	14	82	10	21-65	39898	9	5	4	2	1	3	1	5	9	
Architectural Technology	AT	0018XWO	6	27	23	20	20	100	19	27-56	36144	14	3	1					4	4	
BAA (Interior Design)	MD	6148XWO	8	23	16	15	13	87	10	28-42	35616	5	2	3	2		1	1	1	7	
BAB (e-Business Supply Chain Management)	B	6066XWO	8	24	20	19	19	100	16	25-60	45114	15	4	3	1				3	4	
Baking and Pastry Arts	HT	1201XWO	2	57	40	30	27	90	16	14-25	22427	10	6	11	9		3	1	11	17	
BAT (Photonics)	AT	6443XWO	8	8	7	5	5	100	4			***		1	1	2			2	1	
Biotechnology Technologist	AT	1020XWO	6	14	11	5	3	60	2		28440	**		1	1	1		2		6	3
Broadcasting - Radio	MD	0380XWO	4	33	22	17	15	88	9		24407	**		5	6	5	1	1		5	11
Broadcasting - Television	MD	0381XWO	4	44	27	23	19	83	9		29449	**		12	10	9		3	1	3	17
Building Construction Technician	TBT	6442XWO	3	39	31	25	22	88	15	21-52	32883	14	1	7	4	1	3		5	8	
Business - Accounting	B	0214CWO	4	76	52	45	37	82	24	21-55	32892	17	7	13	9	1	8	2	12	24	
Business - Marketing	B	0214EWO	4	111	75	49	44	90	23	22-58	35825	22	5	21	14		4	3	24	36	
Business Admin - Accounting	B	0216AWO	6	70	52	36	29	81	18	21-56	34505	15	3	11	11		7	2	19	18	
Business Admin - Financial Services	B	0216KWO	6	38	25	19	17	89	10	33-50	39929	9	6	7	5		2	1	6	13	




PROGRAM NAME	School	Program Code	Duration (Semesters)	Total Grads	Responded to Survey	Available for Employment	Total Employed	Total Employed Percentage	Total Employed Related	Low-High Annual Salary	Average Annual Salary (Entry Level)	No. of Salaries Reported	Employed with More Than 1 Job	Total Employed Unrelated	Employed but Still Looking	Accepted a Job at a Later Date	Still Seeking Employment	Not Seeking Employment	Further Education	Unknown	
Business Admin - Human Resources	B	0216MWO	6	55	44	38	31	82	11	36-72	48754		8	4	20	13		6	1	7	11
Business Admin - International Business	B	0216GWO	6	30	22	18	11	61	4		33146	**	2	7	4		7		5	8	
Business Admin - Marketing	B	0216DWO	6	29	25	19	18	95	12	23-60	34337		9	3	6	5		1		8	4
Business Admin. - Material & Oper. Mgt.	B	0216LWO	6	39	26	22	18	82	12	23-54	36993		11		6	4	1	3	2	3	13
Business Administration	B	0216EWO	6	36	18	14	13	93	9	27-45	36151		5	3	4	4		1	1	4	18
Cabinetmaking and Furniture Technician	TBT	0575XWO	3	27	17	15	13	87	10	24-31	27271		9	2	3	3		2		3	10
Child and Youth Worker	HC	0476XWO	6	48	30	28	24	86	18	19-48	39864		12	11	6	5		4		4	18
Civil Eng. Technology (Intern'l. Trained)	AT	0192FWO	4	30	26	25	17	68	11	30-55	40290		8	1	6	3		8	1		4
Civil Engineering Technology	AT	0192XWO	6	55	30	23	23	100	18	30-55	38581		17		5	5			1	6	25
Clinically Intensive ONO	HC	1605XWO	3	4	4	3	1	33	1			***					1	1			0
Community and Justice Services	PPSI	0466XWO	4	36	24	16	16	100	5		29439	**		5	11	5				10	12
Computer Eng. Technology - Comp. Science	AT	0006XWO	6	23	21	21	15	71	14	25-59	45376		11	1	1	2	1	6			2
Computer Engineering Technology	AT	0178XWO	6	6	5	5	4	80	4		43146	**							1		1
Computer Programmer	AT	0336XWO	4	58	42	38	29	76	19	30-65	45630		17	3	10	7		8	1	3	16
Computer Systems Technician	AT	0150XWO	4	84	65	54	42	78	33	21-56	40869		30	5	9	12		11	4	12	19
Computer Systems Technology	AT	0155XWO	6	5	3	3	3	100	3		40391	**		1		1					2
Construction Engineering Technician	AT	0190XWO	4	53	36	10	8	80	5	31-42	38230		5	2	3	1		1		28	17
Corporate Security and Risk Management	PPSI	0421XWO	4	16	11	11	11	100	9	23-83	45054		9	1	2	1					5
Culinary Management	HT	0354XWO	4	59	31	21	18	86	16	21-69	32672		15	3	2	1		3		10	28



PROGRAM NAME	School	Program Code	Duration (Semesters)	Total Grads	Responded to Survey	Available for Employment	Total Employed	Total Employed Percentage	Total Employed Related	Low-High Annual Salary	Average Annual Salary (Entry Level)	No. of Salaries Reported	Employed with More Than 1 Job	Total Employed Unrelated	Employed but Still Looking	Accepted a Job at a Later Date	Still Seeking Employment	Not Seeking Employment	Further Education	Unknown
Culinary Skills - Chef Training	HT	0206XW0	2	60	38	21	20	95	14	21-31	25321	10	3	6	3		1		17	22
Dental Assisting (Levels I and II)	HC	0608XW0	2	44	33	26	24	92	21	26-44	34991	19	7	3	1		2	1	6	11
Dental Hygiene	HC	0927XW0	4	56	36	36	29	81	21	51-80	62435	11	10	8	9	1	6			20
Developmental Services Worker	HC	0436AW0	4	77	54	48	45	94	43	24-62	40582	23	20	2	4	1	2	1	6	23
Developmental Services Worker	HC	0436ZW0	3	13	6	6	6	100	6	40-59	46821	5	3							7
Documentary Production	MD	1402XW0	2	15	12	11	8	73	2			***	3	6	3		2		1	3
Early Childhood Education	HC	0398XW0	2	24	13	10	9	90	8	27-46	33227	8	1	1	1		1	1	4	11
Early Childhood Education	HC	0430XW0	4	128	91	64	60	94	53	19-46	32949	34	9	7	10		3	7	22	37
Electrical Engineering Technician	AT	0317XW0	4	74	57	33	28	85	17	29-43	33334	13	3	11	8		5	1	24	17
Electrical Engineering Technology	AT	0318XW0	6	34	27	23	20	87	14	29-64	44763	13	1	6	5		3		5	7
Electronics Engineering Technician	AT	0044XW0	4	2	2	2	1	50	1		32195	**					1		1	0
Electronics Engineering Technology	AT	0008XW0	6	4	2	2	2	100	2		37419									2
EME Technician - Robotics	AT	0550XW0	4	32	25	19	16	84	11	25-52	35349	10	3	5	7		3		6	7
e-Publishing	MD	1401XW0	2	17	12	9	6	67	4			***		2		1	2		3	5
Esthetician	HT	1103XW0	3	19	11	11	11	100	7		23301	**	3	4	2					8
Event Management	HT	0390XW0	2	79	50	43	38	88	17	23-44	32407	12	8	21	8	1	5		7	29
Fitness and Health Promotion	HC	3010XW0	4	25	18	11	11	100	6		27645	**	3	5	1				7	7
Florist	MD	0956XW0	2	17	15	13	13	100	8	18-30	25250	6	2	5					3	2
Game Development	MD	3013XW0	6	29	22	18	14	78	6	28-53	40853	6	3	8	4		3		5	7



PROGRAM NAME	School	Program Code	Duration (Semesters)	Total Grads	Responded to Survey	Available for Employment	Total Employed	Total Employed Percentage	Total Employed Related	Low-High Annual Salary	Average Annual Salary (Entry Level)	No. of Salaries Reported	Employed with More Than 1 Job	Total Employed Unrelated	Employed but Still Looking	Accepted a Job at a Later Date	Still Seeking Employment	Not Seeking Employment	Further Education	Unknown
GAS - Aviation Management	CAAC	0438KWO	2	9	8	8	7	88	4		24510	**	1	3	3		1			1
GAS - One Year - Aboriginal	CAAC	1438AWO	2	14	8	2		0			24510	**					2		6	6
GAS - One Year - Community Studies	CAAC	1438BWO	2	55	32	5	3	60			24510	**		3		1			27	23
GAS - One Year - Design Studies	CAAC	1438JWO	2	36	27	2	1	50			24510	**		1			1	1	24	9
GAS - One Year - Environmental Studies	CAAC	1438EWO	2	27	21	5	3	60			24510	**		3			1		19	6
GAS - One Year - Justice Studies	CAAC	1438PWO	2	18	16	3	1	33			24510	**	1	1			1	1	15	2
GAS - One Year - Pre-Business Studies	CAAC	1438QWO	2	1	1			0			24510	**							1	0
GAS - One Year - Pre-Health Sciences	CAAC	1438HWO	2	93	64	14	12	86			24510	**	2	12	3		1		53	29
GAS - One Year - Pre-Music Production	CAAC	1438DWO	2	41	25	7	3	43			24510	**		3	1		4		17	16
GAS - One Year - Pre-Nursing	CAAC	1438NWO	2	84	56	16	16	100	1		24510	**	3	15	1			1	43	28
GAS - One Year - Pre-Technology	CAAC	1438TWO	2	8	6	2	1	50			24510	**		1			1		4	2
GAS - One Year - Pre-Trades	CAAC	1438VWO	2	14	8	3	3	100	1		24510	**		2					5	6
GAS - One Year -Introduction to Fine Art	CAAC	1438FWO	2	13	8	5	2	40			24510	**	1	2			3		4	5
GAS - Pre-Animation and Illustration	CAAC	1438GWO	2	46	35	11	9	82			24510	**		9			1	4	19	11
GAS-One Year-Media&Communication Studies	CAAC	1438CWO	2	48	35	8	6	75	1		24510	**	1	5	1		2	1	29	13
General Arts and Science - Year II	CAAC	0438SWO	4	65	38	13	10	77	1		24510	**	4	9	1		3	3	25	27
Geographic Information Systems	AT	1588XWO	3	25	16	14	12	86	9	32-71	50968		7	3	9		2		2	9
Graphic Design	MD	1400XWO	6	44	33	30	27	90	22	25-53	37192		18	2	5	5	1	3	3	11
Green Architecture	AT	1501XWO	2	17	9	9	8	89	4			***	1	4	1	1	1		1	8




PROGRAM NAME	School	Program Code	Duration (Semesters)	Total Grads	Responded to Survey	Available for Employment	Total Employed	Total Employed Percentage	Total Employed Related	Low-High Annual Salary	Average Annual Salary (Entry Level)	No. of Salaries Reported	Employed with More Than 1 Job	Total Employed Unrelated	Employed but Still Looking	Accepted a Job at a Later Date	Still Seeking Employment	Not Seeking Employment	Further Education	Unknown
Green Business Management	B	1304XWO	2	26	17	12	7	58	4		***	2	3	3		5	2	4	9	
Hair Stylist	HT	1104XWO	3	15	11	9	9	100	7	20-27	21667	5	1	2	2	1			2	4
Heating/Refrigeration/Air Cond Tn	TBT	0590XWO	3	96	66	60	53	88	40	22-46	32369	34	3	13	10		7	4	3	30
Horticulture Technician	MD	0428XWO	4	17	15	12	11	92	6	29-60	36192	5	5	5	3		1		3	2
Hospitality Mgt. - Hotel and Restaurant	HT	0208XWO	4	90	61	43	37	86	29	14-74	34295	22	7	8	4	1	4		19	29
Information Systems Security	AT	0445XWO	2	1	1	1	1	100	1		47979	**								0
Interactive Multimedia	MD	0300XWO	2	17	14	12	9	75	6		40732	**	1	3	4		3		2	3
Interactive Multimedia Developer	MD	6149XWO	4	38	33	28	23	82	17	24-43	34416	13	3	6	5		5		5	5
Interior Decorating	MD	6142XWO	4	30	19	18	16	89	12	18-38	27889	8	3	4	2		2	1		11
Internet Application Programmer	AT	3002XWO	4	14	13	12	12	100	9	36-53	49216	8		3	2					1
Journalism - Print	MD	0402XWO	4	37	26	21	19	90	13	22-53	34593	9	4	6	7		1		6	11
Law Clerk	B	0220XWO	4	84	52	39	27	69	15	24-60	34518	11	1	12	6		11	2	11	32
Law Clerk-Intensive	B	0220ZWO	3	27	19	17	14	82	11	20-67	37630	11	2	3	3		3	1	2	8
Library and Information Technician	HC	0440XWO	4	28	25	24	17	71	11	39-48	44109	5	6	6	2		6		4	3
Massage Therapy	HC	0915XWO	6	34	24	20	19	95	12		43049	**	8	7	2	1	1	1	3	10
Mech. Techniques -Precision Machining	AT	0688XWO	3	2	1	1	1	100	1			***								1
Mechanical Engineering Technology	AT	0010XWO	6	45	30	25	23	92	21	29-69	40286	19	3	2	2		2		6	15
Mechanical Technician - Toolmaking	AT	0054CWO	4	11	8	6	6	100	5	24-57	34488	5	1	1					2	3
Mechanical Technician - Toolmaking	AT	0054XWO	5	11	3	3	2	67	2		31675	**			1		1			8



PROGRAM NAME	School	Program Code	Duration (Semesters)	Total Grads	Responded to Survey	Available for Employment	Total Employed	Total Employed Percentage	Total Employed Related	Low-High Annual Salary	Average Annual Salary (Entry Level)	No. of Salaries Reported	Employed with More Than 1 Job	Total Employed Unrelated	Employed but Still Looking	Accepted a Job at a Later Date	Still Seeking Employment	Not Seeking Employment	Further Education	Unknown
Motive Power Technician	TBT	0557AWO	3	19	17	15	9	60	5	20-36	25224	5	1	4			6		2	2
Office Administration - Executive	B	0210AWO	4	28	19	18	16	89	9	21-61	40848	6	3	7	3		2		1	9
Office Administration - General	B	0210XWO	2	124	92	48	39	81	23	21-58	35813	14	3	16	4		9	1	48	32
Office Administration - Legal	B	0210BWO	4	16	9	8	6	75	2		33038	**		4	2		2		1	7
ONO for Practical Nurses	HC	1603XWO	1	5	4	3	3	100	3			***	1		1				1	1
Paramedic	PPSI	0620XWO	4	39	31	24	24	100	19	20-67	48366	16	7	5	4	1			7	8
Personal Support Worker	HC	6307XWO	2	71	48	42	39	93	32	29-48	38842	13	16	7	8		1		11	23
Photography	MD	0030XWO	4	35	19	18	18	100	7		26608		3	11	7			1		16
Photonics Engineering Technology	AT	6422XWO	6	9	4	3	3	100	3		33038	**							1	5
Police Foundations	PPSI	0444XWO	4	276	192	146	133	91	45	17-69	34156	40	18	88	41	6	11	3	45	84
Police Foundations	PPSI	0444ZWO	3	6	2	2	2	100	2		30326	**			2					4
Practical Nursing	HC	1704XWO	4	38	26	24	20	83	19	33-62	48837	15	4	1	3	1	3	1	1	12
Practical Nursing - FTN	HC	1704FWO	4	3	2	2	2	100	2			***								1
Pre-Serv. Firefighter Educ. & Training	PPSI	6236XWO	3	41	30	28	22	79	6	21-43	30530	6	2	16	7	1	5		3	11
Print Media	MD	0052XWO	4	30	19	18	13	72	8	18-30	26070	6	1	5	3		5		2	11
Professional Accounting	B	1340XWO	3	62	48	43	35	81	30	23-67	37559	23	2	5	10		7	2	11	14
Professional Illustration	MD	1403XWO	2	8	7	6	6	100	3			***	2	3	3				1	1
Professional Writing	MD	3001XWO	4	22	18	15	11	73	5			***		6	5		3		3	4
Public Relations	MD	0468XWO	4	33	20	18	18	100	15	25-55	42007	13	3	3	5				3	13





PROGRAM NAME	School	Program Code	Duration (Semesters)	Total Grads	Responded to Survey	Available for Employment	Total Employed	Total Employed Percentage	Total Employed Related	Low-High Annual Salary	Average Annual Salary (Entry Level)	No. of Salaries Reported	Employed with More Than 1 Job	Total Employed Unrelated	Employed but Still Looking	Accepted a Job at a Later Date	Still Seeking Employment	Not Seeking Employment	Further Education	Unknown	
Business	OV	0306XPM	4	17	13	11	9	82	7	17-57	30614	6	1	2	2		2	1	1	4	
Computer Systems Technician	OV	0150XPM	3	12	10	10	9	90	7	49-57	53048	6		2	1		1			2	
Early Childhood Education	OV	0430XPM	4	13	11	11	10	91	10	23-31	27272	5	2		1	1	1			2	
Forestry Technician	OV	0108XPM	4	35	24	23	15	65	8	19-44	32509	8	1	7	3	3	8		1	11	
General Arts and Science - One Year	OV	1438MPM	2	8	6	3	3	100	1		24510	**		2	1	1			5	2	
Golf and Ski Operations Management	OV	1210XPM	5	4	4	4	4	100	4			***								0	
Motive Power Technician	OV	0557CPM	3	10	9	9	7	78	6		27492	**		1			2			1	
Office Administration - Executive	OV	0210APM	3	30	19	15	14	93	11	20-42	31238	8	2	3	3	1	1	1	3	11	
Outdoor Adventure	OV	6780XPM	4	38	26	20	17	85	14	19-32	23226	9	9	3	2		3	5	3	12	
Outdoor Adventure Naturalist	OV	6783XPM	3	6	5	5	4	80	2			***		2			1			1	
Personal Support Worker	OV	6307XPM	2	37	29	27	27	100	21	23-43	34211	9	10	6	6				2	8	
Police Foundations	OV	0444XPM	4	28	19	17	13	76		3	30326	**		2	10	6		4		2	9
Practical Nursing	OV	1704XPM	4	28	19	18	18	100	17	39-78	51594	10	5	1	3	1			1	9	
Radiation Safety	OV	1211XPM	2	31	23	21	12	57	1			***		1	11	6		8		3	8
Social Service Worker	OV	0432XPM	4	21	15	12	8	67	7		31407	**		4	1	3		4		4	6
Carpentry and Millwork - Heritage	HI	0530XPT	4	30	23	11	11	100	9	25-52	36698	8	2	2	3			4	12	7	
Construction Carpentry-Advanced Housing	HI	6785XPT	4	29	25	23	20	87	18	25-62	34876	17	2	2	2		3	1	1	4	
Masonry - Heritage and Traditional	HI	0746XPT	4	16	11	10	6	60	4		37222	**	3	2	1	1	2		2	5	
Office Administration - Executive	HI	0210APT	3	22	17	17	12	71	10	23-35	27644	6		2	2		4			5	
Personal Support Worker	HI	6307XPT	2	19	17	14	14	100	13	27-50	36851	7	5	1	1			1	2	2	
Social Service Worker	HI	0432XPT	4	21	16	14	13	93	10	27-48	36773	6	4	3	3	1	1		2	5	

### SCHOOL

- AT = Advanced Technology
- B = School of Business
- HC = School of Health and Community Studies
- HT = School of Hospitality and Tourism
- MD = School of Media and Design
- TBT = School of Transportation and Building Trades
- PPSI = Police and Public Safety Institute
- HI = Algonquin College Heritage Institute
- OV = Algonquin College in the Ottawa Valley
- LI = Algonquin College Language Institute
- CAAC = Career and Academic Access Centre

### TOTAL GRADUATES

Total number of graduates from each program between May 1, 2009 and April 30, 2010.

### RESPONDED TO SURVEY

Number of graduates who responded to the questionnaire by telephone.

### AVAILABLE FOR EMPLOYMENT

Number of graduates who were employed or actively seeking employment.

### TOTAL EMPLOYED

Total number of graduates (of those available for employment) employed in related or unrelated, full-time or part-time positions, six months after graduation.

### TOTAL EMPLOYED RELATED

Total number of graduates (of those available for employment) who were employed full-time (more than 30 hours per week) or part-time (less than 30 hours per week) in a position related or partially related to their field of study.

### LOW – HIGH ANNUAL SALARY RANGE

The lowest and highest annual salaries reported from graduates employed in their field of study.

### AVERAGE SALARY (ENTRY LEVEL)

Average salaries are calculated by using the salary information reported by graduates employed full-time in their field of study. All salaries are calculated based on a 40 hour work week.

\*\* Average Annual Salary: Less than 5 Algonquin College graduates reported salaries. To maintain adequate confidentiality in light of the Freedom of Information Act the provincial average annual salary is reported from 2009 – 2010.

\*\*\* Average Annual Salary: Less than 5 Algonquin College graduates reported salaries and the provincial average annual salary was not available. In this case to maintain adequate confidentiality in light of the Freedom of Information Act the Average Annual Salary is blank.

### NUMBER OF SALARIES REPORTED

Total number of salaries reported by graduates employed full-time in their field of study.

### EMPLOYED WITH MORE THAN 1 JOB

Number of graduates (of those available for employment) who were employed with more than one job during the reference week.

### TOTAL EMPLOYED UNRELATED

Total number of graduates (of those available for employment) who were employed full-time (more than 30 hours per week) or part-time (less than 30 hours per week) in a position unrelated to their field of study.

### EMPLOYED, BUT STILL LOOKING

Total number of graduates (of those available for employment) employed in related or unrelated, full-time or part-time positions, six months after graduation, who are looking for another job.

### ACCEPTED A JOB AT A LATER DATE

Number of graduates who had accepted a job to begin after the reference week.

### STILL SEEKING EMPLOYMENT

Number of graduates who were not employed but were seeking employment during the reference week.

### NOT SEEKING EMPLOYMENT

Number of graduates who were not seeking employment due to personal circumstances such as attending school full-time, traveling, staying home for health reasons, or because of family responsibilities. This includes graduates on visas who do not have work permits.

### FURTHER EDUCATION

Number of graduates who returned to college or university for further study during the reference week.

### UNKNOWN

Number of graduates who could not be contacted by telephone to complete the questionnaire.